


 Big Idea, Major Concepts, GLOs	Specific Learning Outcomes ELOs are bold [NICE TO KNOW are italics] W - Writing CaP - Concepts about Print PA - Phonological Awareness P - Phonics and Word Recognition F - Fluency V - Vocabulary C - Comprehension	Season	Nehiyaw Ways of Knowing
---	--	---------------	--------------------------------

INTEGRATED WITH ENGLISH LANGUAGE ARTS

	Grade Two: SCIENCE: Small Crawling and Flying Animals, Hot and Cold Temperature, Small crawling and Flying Animals, Buoyancy SOCIAL: Canada's Dynamic Communities
--	--



	Grade Two: SCIENCE: Hot and Cold Temperatures, Magnetism, SOCIAL: Community in the Past
--	--

	Grade Two: SCIENCE: Exploring Liquids, Buoyancy and Boats, SOCIAL: A Community in the Past
--	---

GENERAL OUTCOME 1





Students will listen, speak, read, write, view and represent to explore thoughts, ideas, feelings and experiences.





1.1 Discover and Explore








Express ideas and develop understanding	<i>Contribute relevant ideas and information from personal experiences to group language activities</i>		<ul style="list-style-type: none"> Sharing Circles
	Talk about how new ideas and information have changed previous understanding		
	Express or represent ideas and feelings resulting from activities or experiences with oral, print and other media texts		<ul style="list-style-type: none"> *Peerless Elders Wheel (observation)*
Experiment with language and forms	Use a variety of forms of oral, print and other media texts to organize and give meaning to experiences, ideas and information		<ul style="list-style-type: none"> Courage, Turn Taking, Observation, FNMI Resources
Express preferences	<i>Explain why particular oral, print or other media texts are personal favourites</i>		<ul style="list-style-type: none"> FNMI Resources
Set goals	Recognize and talk about developing abilities as readers, writers and illustrators		<ul style="list-style-type: none"> Sharing Circle, Developing Confidence, Perseverance, Respect, Assertive, Humility






1.2 Clarify and Extend







Consider others' ideas	Connect own ideas and experiences with those shared by others (C)		<ul style="list-style-type: none"> Sharing Circles, *Peerless Elders Wheel (listening skills, respect)*
------------------------	---	--	--







 Big Idea, Major Concepts, GLOs	Specific Learning Outcomes ELOs are bold [NICE TO KNOW are italics] W - Writing CaP - Concepts about Print PA - Phonological Awareness P - Phonics and Word Recognition F - Fluency V - Vocabulary C - Comprehension	Season	Nehiyaw Ways of Knowing
Combine ideas	Record ideas and information in ways that make sense (C)		<ul style="list-style-type: none"> • Teaching digital citizenship
Extend understanding	Find more information about new ideas and topics		<ul style="list-style-type: none"> • Turn Taking, Assertiveness, Respect, patience
GENERAL OUTCOME 2 Students will listen, speak, read, write, view and represent to comprehend and respond personally and critically to oral, print and other media texts.			
2.1 Use Strategies and Cues			
Use prior knowledge	Use knowledge of how oral and written language is used in a variety of contexts to construct and confirm meaning		<ul style="list-style-type: none"> • Working with others
	Connect personal experiences and knowledge of words, sentences and story patterns from previous reading experiences to construct and confirm meaning (C)		<ul style="list-style-type: none"> • Integrity, accountability, observation, sharing through stories
	<i>Use knowledge of the organizational structures of print and stories, such as book covers, titles, pictures and typical beginnings, to construct and confirm meaning (CaP, C)</i>		<ul style="list-style-type: none"> • Context Clues, Observation
Use comprehension strategies	Use knowledge of oral language to predict words when reading stories and poems (C)		<ul style="list-style-type: none"> • Observation *Cree sentence structure is different*
	Apply a variety of strategies, such as asking questions, making predictions, recognizing relationships among story elements and drawing conclusions (C)		<ul style="list-style-type: none"> • Relationships
	Identify the main idea or topic and supporting details of simple narrative and expository texts (C)		<ul style="list-style-type: none"> • Higher level thinking skills, Summarizing, Observation
	Identify by sight an increasing number of high frequency words and familiar words from favourite books (V)		<ul style="list-style-type: none"> • Fluency, Transition to Silent Reading, Observation, Confidence
	Read aloud with fluency, accuracy and expression (F)		<ul style="list-style-type: none"> • Observation, Confidence
	Figure out, predict and monitor the meaning of unfamiliar words to make sense of reading, using cues such as pictures, context, phonics, grammatical awareness and background knowledge (P, C)		<ul style="list-style-type: none"> • Observation, Confidence, Sharing Circles, Respect







 Big Idea, Major Concepts, GLOs	Specific Learning Outcomes ELOs are bold [NICE TO KNOW are italics] W - Writing CaP - Concepts about Print PA - Phonological Awareness P - Phonics and Word Recognition F - Fluency V - Vocabulary C - Comprehension	Season	Nehiyaw Ways of Knowing
Use textual cues	<i>Preview book covers and titles; look for familiar words, phrases and story patterns to assist with constructing and confirming meaning (C)</i>		<ul style="list-style-type: none"> • Observation, Relationship, FNMI Resources
	Use predictable phrases and sentence patterns, and attend to capital letters, periods, question marks and exclamation marks to read accurately, fluently and with comprehension during oral and silent reading (F, C)		<ul style="list-style-type: none"> • Observation, Relationship, FNMI Resources, Higher Level Thinking
Use phonics and structural analysis	<i>Apply phonic rules and generalizations to read unfamiliar words in context (P)</i>		<ul style="list-style-type: none"> • Confidence, Courage. *think of Cree language and utilizing in the classroom
	<i>Apply knowledge of long and short vowel sounds to read unfamiliar words in context (P)</i>		<ul style="list-style-type: none"> • Observation, Listening Skills
	Use knowledge of word parts, contractions and compound words to read unfamiliar words in context (P)		<ul style="list-style-type: none"> • Observation, Accountability
	<i>Associate sounds with some vowel combinations, consonant blends and digraphs, and letter clusters to read unfamiliar words in context (P)</i>		<ul style="list-style-type: none"> • Observation, Listening Skills, Confidence
Use references	<i>Put words in alphabetical order by first letter (P)</i>		<ul style="list-style-type: none"> • Observation, Confidence
	Use dictionaries and personal word books to confirm the spellings or locate the meanings of unfamiliar words in oral, print and other media texts		<ul style="list-style-type: none"> • Relationship with books, using Cree Language, Word Walls
2.2 Respond to Texts			
Experience various texts	<i>Engage in a variety of shared and independent listening, reading and viewing experiences, using oral, print and other media texts from a variety of cultural traditions and genres, such as legends, video programs, puppet plays, songs, riddles and informational texts</i>		<ul style="list-style-type: none"> • Storytelling, Elders, FNMI Resources
	Identify favourite kinds of oral, print and other media texts (C)		<ul style="list-style-type: none"> • Sharing Circles (fine arts), Listening skills, Love
	<i>Model own oral, print and other media texts on familiar forms (C)</i>		<ul style="list-style-type: none"> • Sharing Circles (fine arts), Listening skills, Love
	<i>Respond to mood established in a variety of oral, print and other media texts (C)</i>		<ul style="list-style-type: none"> • Sharing Circles (fine arts), Listening skills, Love, Wisdom







 Big Idea, Major Concepts, GLOs	Specific Learning Outcomes ELOs are bold [NICE TO KNOW are italics] W - Writing CaP - Concepts about Print PA - Phonological Awareness P - Phonics and Word Recognition F - Fluency V - Vocabulary C - Comprehension	Season	Nehiyaw Ways of Knowing
Construct meaning from texts	<i>Connect situations portrayed in oral, print and other media texts to personal and classroom experiences (C)</i>		<ul style="list-style-type: none"> • Sharing Circles (fine arts), Listening skills, Love, Wisdom
	Retell the events portrayed in oral, print and other media texts in sequence		<ul style="list-style-type: none"> • Sharing Circles (fine arts), Listening skills, Love, Wisdom
	Suggest alternative endings for oral, print and other media texts (C)		<ul style="list-style-type: none"> • Sharing Circles (fine arts), Listening skills, Love, Wisdom
	Discuss, represent or write about interesting or important aspects of oral, print and other media texts (C)		<ul style="list-style-type: none"> • Sharing Circles (fine arts), Listening skills, Love, Wisdom
	Express thoughts or feelings related to the events and characters in oral, print and other media texts (C)		<ul style="list-style-type: none"> • Sharing Circles (fine arts), Listening skills, Love, Wisdom
Appreciate the artistry of texts	Identify and use words and sentences that have particular emotional effects		<ul style="list-style-type: none"> • Sharing Circles, Truth, Wisdom, Respect (Fine Arts)
	Identify words in oral, print and other media texts that create clear pictures or impressions of sounds and sights (V)		<ul style="list-style-type: none"> • Sharing Circles, Truth, Wisdom, Respect (Fine Arts)
2.3 Understand Forms, Elements and Techniques			
Understand forms and genres	Recognize that ideas and information can be expressed in a variety of oral, print and other media texts		<ul style="list-style-type: none"> • Sharing Circles, wisdom
	Identify and explain the use of various communication technologies		<ul style="list-style-type: none"> • Syllabics and petroglyphs - land as text - winter counts, respect, wisdom (fine arts)
Understand techniques and elements	Identify main characters, places and events in a variety of oral, print and other media texts (C)		<ul style="list-style-type: none"> • Truth, wisdom
	Identify how pictures, illustrations and special fonts relate to and enhance print and other media texts (C)		<ul style="list-style-type: none"> • Truth, wisdom, Story Circles, Observation
Experiment with language	Demonstrate interest in the sounds of words and word combinations in pattern books, poems, songs, and oral and visual presentations		<ul style="list-style-type: none"> • Humour, Sharing Circles, Fine Arts, Creativity

 Big Idea, Major Concepts, GLOs	Specific Learning Outcomes ELOs are bold [NICE TO KNOW are italics] W - Writing CaP - Concepts about Print PA - Phonological Awareness P - Phonics and Word Recognition F - Fluency V - Vocabulary C - Comprehension	Season	Nehiyaw Ways of Knowing
2.4 Create Original Text			
Generate ideas	Use own and respond to others' ideas to create oral, print and other media texts		<ul style="list-style-type: none"> Humour, Sharing Circles, Fine Arts, Creativity
Elaborate on the expression of ideas	Add descriptive words to elaborate on ideas and create particular effects in oral, print and other media texts (W)		
Structure texts	Create narratives that have beginnings, middles and ends; settings; and main characters that perform actions (W) Use traditional story beginnings, patterns and stock characters in own oral, print and other media texts		<ul style="list-style-type: none"> Accountability, Creativity
GENERAL OUTCOME 3 Students will listen, speak, read, write, view and represent to manage ideas and information.			
3.1 Plan and Focus			
Focus attention	Relate personal knowledge to ideas and information in oral, print and other media texts (C)		<ul style="list-style-type: none"> Respect, Relationships, Wisdom, Confidence
	Ask questions to determine the main idea of oral, print and other media texts (C)		<ul style="list-style-type: none"> Respect, Relationships, Wisdom, Confidence, Truth
Determine information needs	Ask questions to focus on particular aspects of topics for own investigations (C)		<ul style="list-style-type: none"> Respect, Relationships, Wisdom, Confidence
Plan to gather information	Recall and follow directions for accessing and gathering ideas and information		<ul style="list-style-type: none"> Respect, Relationships, Wisdom, Confidence, Truth
3.2 Select and Process			
Use a variety of sources	Find information on a topic, using a variety of sources, such as simple chapter books, multimedia resources, computers and elders in the community		<ul style="list-style-type: none"> Elders, FNMI Resources
Access information	Use text features, such as table of contents, key words, captions and hot links, to access information (C)		<ul style="list-style-type: none"> Observation, Creativity, Bravery, Patience
	Use given categories and specific questions to find information in oral, print and other media texts		
	Use the library organizational system to locate information		<ul style="list-style-type: none"> Observation, Listening Skills, Respect, Patience

 Big Idea, Major Concepts, GLOs	Specific Learning Outcomes ELOs are bold [NICE TO KNOW are italics] W - Writing CaP - Concepts about Print PA - Phonological Awareness P - Phonics and Word Recognition F - Fluency V - Vocabulary C - Comprehension	Season	Nehiyaw Ways of Knowing
Evaluate sources	Recognize when information answers the questions asked		<ul style="list-style-type: none"> Accountability, Truth
3.3 Organize, Record and Evaluate			
Organize information	Categorize related ideas and information, using a variety of strategies, such as finding significant details and sequencing events in logical order		<ul style="list-style-type: none"> Observation
	Produce oral, print and other media texts with introductions, middles and conclusions		<ul style="list-style-type: none"> Elders' model stories, sustenance
Record information	Record key facts and ideas in own words; identify titles and authors of sources (W)		<ul style="list-style-type: none"> Using Nehiyawewin
Evaluate information	Examine gathered information to decide what information to share or omit		<ul style="list-style-type: none"> Observation
3.4 Share and Review			
Share ideas and information	Share, with familiar audiences, ideas and information on topics		<ul style="list-style-type: none"> Sharing Circles, Turn Taking, Kindness
	<i>Clarify information by responding to questions</i>		<ul style="list-style-type: none"> Confidence, Turn Taking
Review research process	Answer questions, such as "What did I do that worked well?" to reflect on research experiences		
GENERAL OUTCOME 4 Students will listen, speak, read, write, view and represent to enhance the clarity and artistry of communication.			
4.1 Enhance and Improve			
Appraise own and others' work	Identify features that make own or peers' oral, print or other media texts interesting or appealing		<ul style="list-style-type: none"> Confidence, humility, accountability, self sufficiency/community feedback

 Big Idea, Major Concepts, GLOs	Specific Learning Outcomes ELOs are bold [NICE TO KNOW are italics] W - Writing CaP - Concepts about Print PA - Phonological Awareness P - Phonics and Word Recognition F - Fluency V - Vocabulary C - Comprehension	Season	Nehiyaw Ways of Knowing
Revise and edit	Revise words and sentences to improve sequence or add missing information (W) Check for capital letters, punctuation at the end of sentences and errors in spelling (W)		<ul style="list-style-type: none"> Confidence, humility, accountability, self sufficiency
Enhance legibility	Print legibly and efficiently, forming letters of consistent size and shape, and spacing words appropriately (W) Use margins and spacing appropriately (W) Explore and use the keyboard to compose and revise text	 	<ul style="list-style-type: none"> Confidence, humility, accountability, self sufficiency <p><i>Note: Using HWT all year long</i></p> <ul style="list-style-type: none"> Confidence, humility, accountability, self sufficiency <p><i>Note: Using HWT all year long</i></p> <ul style="list-style-type: none"> Confidence, humility, accountability, self sufficiency
Expand knowledge of language	<i>Develop categories of words associated with experiences and topics of interest (V)</i> Use knowledge of word patterns, word combinations and parts of words to learn new words (W,P,V)		<ul style="list-style-type: none"> All these outcomes are important. Vocabulary building is essential - in Cree and English Observation, Accountability, creativity - Cree and English
Enhance artistry	Choose words, language patterns, illustrations or sounds to create a variety of effects in oral, print and other media texts (W,V)		<ul style="list-style-type: none"> Observation, Accountability, creativity - Cree and English
4.2 Attend to Conventions			
Attend to grammar and usage	Write complete sentences, using capital letters and periods (W) Use connecting words to join related ideas in a sentence (W) Identify nouns and verbs, and use in own writing (W) (V) Identify adjectives and adverbs that add interest and detail to stories (W,V)		<ul style="list-style-type: none"> Observation, Accountability

 Big Idea, Major Concepts, GLOs	Specific Learning Outcomes ELOs are bold [NICE TO KNOW are italics] W - Writing CaP - Concepts about Print PA - Phonological Awareness P - Phonics and Word Recognition F - Fluency V - Vocabulary C - Comprehension	Season	Nehiyaw Ways of Knowing
Attend to spelling	<i>Use phonic knowledge and skills and visual memory to spell words of more than one syllable, high frequency irregular words and regular plurals in own writing(P)</i>		<ul style="list-style-type: none"> Listening Skills, Observation (Cree and English) <i>Note: Explicitly teach all year</i>
	<i>Use phonic knowledge and skills and visual memory to attempt spelling of unfamiliar words in own writing (P)</i>		
	Use the conventional spelling of common words necessary for the efficient communication of ideas in writing (W)		<ul style="list-style-type: none"> Spelling using phonics and conventional spelling *Refer to KTCEA APP Elders Speak* <i>Note: Explicitly teach all year</i>
Attend to capitalization and punctuation	Use capital letters for proper nouns and at the beginning of sentences in own writing (W)		<ul style="list-style-type: none"> Observation, Creativity, Accountability
	Use periods and question marks, appropriately, as end punctuation in own writing (W)		
	Use commas after greetings and closures in friendly letters and to separate words in a series in own writing (W)		<ul style="list-style-type: none"> Observation, Creativity, Accountability
	Identify commas and apostrophes when reading, and use them to assist comprehension (W)		<ul style="list-style-type: none"> Observation, Creativity, Accountability
4.3 Present and Share			
Present information	Present ideas and information by combining illustrations and written texts (W)		<ul style="list-style-type: none"> Confidence, Sharing Circles
Enhance presentation	<i>Clarify ideas and information presented in own oral, print and other media texts, by responding to questions and comments (W)</i>		<ul style="list-style-type: none"> Observation, Creativity, Accountability
Use effective oral and visual communication	Speak in a clear voice, with appropriate volume, at an understandable pace and with expression		<ul style="list-style-type: none"> Confidence, Sharing Circles, Accountability, Caring for Others

 Big Idea, Major Concepts, GLOs	Specific Learning Outcomes ELOs are bold [NICE TO KNOW are italics] W - Writing CaP - Concepts about Print PA - Phonological Awareness P - Phonics and Word Recognition F - Fluency V - Vocabulary C - Comprehension	Season	Nehiyaw Ways of Knowing
Demonstrate attentive listening and viewing	Ask relevant questions to clarify understanding and to have information explained		<ul style="list-style-type: none"> Confidence, Sharing Circles, Responsibility, Self Sufficiency, Accountability, Observation
	Show enjoyment and appreciation during listening and viewing activities		<ul style="list-style-type: none"> Observation, Confidence, Accountability
GENERAL OUTCOME 5 Students will listen, speak, read, write, view and represent to respect, support and collaborate with others.			
5.1 Respect Others and Strengthen Community			
Appreciate diversity	Discuss the experiences and traditions of various communities portrayed in oral, print and other media texts		<ul style="list-style-type: none"> Sharing Circles, Observation, Identity, Confidence
	Ask for and provide clarification and elaboration of stories and ideas		<ul style="list-style-type: none"> Sharing Circles, Observation, Identity, Confidence
Relate texts to culture	Discuss similarities and differences in settings, characters and events in oral, print and other media texts from various communities		<ul style="list-style-type: none"> FNMI Resources, Observation, Assertiveness
Celebrate accomplishments and events	<i>Participate in shared language experiences to acknowledge and celebrate individual and class accomplishments</i>		<ul style="list-style-type: none"> Sharing Circles, Caring for others, respect, Celebrations
Use language to show respect	Adjust own language use according to the context, purpose and audience		<ul style="list-style-type: none"> Respect, Observation, Kindness, Conservation (in English and Cree)
5.2 Work Within a Group			
Cooperate with others	Work in a variety of partnerships and group structures		<ul style="list-style-type: none"> Working with others, helping others, relationships
	Identify ways that class members can help each other		<ul style="list-style-type: none"> Kindness, Caring for others
Work in groups	Contribute relevant information and questions to extend group understanding of topics and tasks		
	Stay on topic during class and group discussions		
Evaluate group process	Recognize own and others' contributions to group process		<ul style="list-style-type: none"> Respect, Working with others, Humility